



FEC

ELEVATE YOUR BUSINESS

XELF XPPC Sale Kit

2023 /07/05



XELF-XPPC

X86/Windows:

15" PP9735W & PP9745W
21.5" PP9732W & PP9742W

Android:

15" PP9135W
21.5" PP9132W

XELF 3 Types of Configurations

Standalone Type



Wall Mount Type



Desktop Type



XELF Product Construction

Desktop



Wall mount



Standalone



XPPC Supported Display Sizes



Display Size	15.6inch	21.5inch
Aspect Ratio	16:9 / 9:16	16:9 / 9:16
Mounting	Landscape / Portrait	Landscape / Portrait
XPPC Models	PP-9135W-Xelf PP-9735W-Xelf PP-9745W-Xelf	PP-9132W-Xelf PP-9732W-Xelf PP-9742W-Xelf

Brief Specification

15.6"XPPC Models

Description	PP-9135W-XELF	PP-9735W-XELF	PP-9745W-XELF
Processor	Rockchip RK3568	Intel Elkhart Lake J6412	Intel Alder Lake i3 / i5
System Memory	4GB	4 / 8 / 16 GB	4 / 8 / 16 GB
Storage Device	64GB	128 / 256 / 512GB	128 / 256 / 512GB
Speaker	2 x 5W		
Construction	Aluminum Die-casting + Plastic + Glass		
Touch LCD Display			
Size / Resolution / Brightness	15.6" TFT-LCD / 1920 x 1080 / 300 nits (LED)		

21.5"XPPC Models

Description	PP-9132W-XELF	PP-9732W-XELF	PP-9742W-XELF
Processor	Rockchip RK3568	Intel Elkhart Lake J6412	Intel Alder Lake i3 / i5
System Memory	4GB	4 / 8 / 16 GB	4 / 8 / 16 GB
Storage Device	64GB	128 / 256 / 512GB	128 / 256 / 512GB
Speaker	2 x 5W		
Construction	Aluminum Die-casting + Plastic + Glass		
Touch LCD Display			
Size / Resolution / Brightness	21.5" TFT-LCD / 1920 x 1080 / 250 nits		

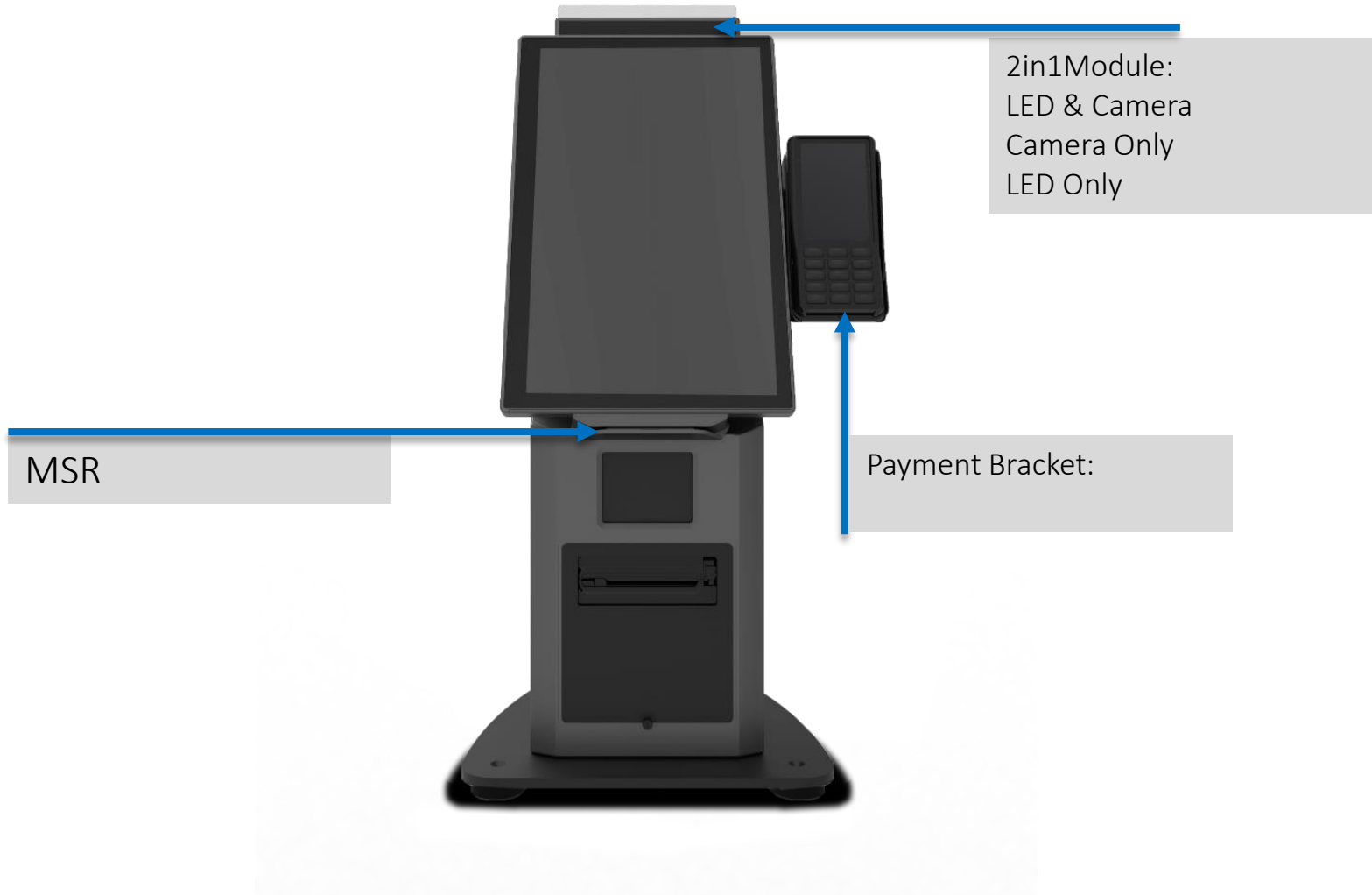
Add On Peripheral Options

These options are available for Desktop Type, Wall Mount Type, and Standalone Type.



Add On Peripheral Options

These options are available for Desktop Type, Wall Mount Type, and Standalone Type



Built-in Scanner and Printers



Xelf can be installed with these scanner engines:

1. Honeywell N3680 or N4680

Printer models:


1. FEC TP-100 (Default Pre-installed)

Standalone Type Trays


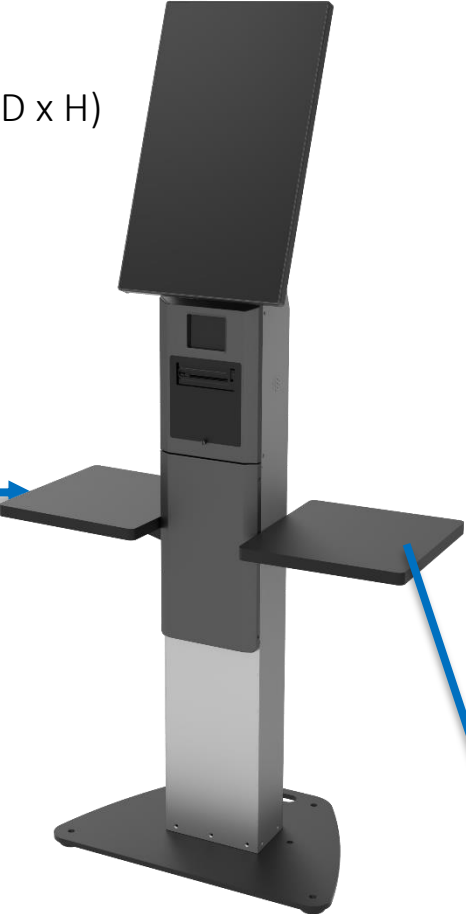
Available for all display sizes.

Each tray supports 5kg.

Tray Size: 297 x 320 x 21 mm (W x D x H)



Trays can be added to Standalone Type



Additional hooks can be added to hold plastic bags

XPPC XELF - Desktop



XPPC XELF – Wall Mount



XPPC XELF - Standalone



A background network diagram consisting of a complex web of thin grey lines connecting various circular nodes. The nodes are mostly light grey, but several are highlighted in a vibrant red color, creating a focal point for the network structure.

FEC

ELEVATE YOUR BUSINESS

**THANK
YOU**