


**CIPHER LAB**  
Smarter



**RS36**  
series

# Superior Data Capture and Visibility Boosts All-day Workflow Efficiency



Introducing CipherLab's new RS36 touch mobile computer, the successor to the highly successful RS35. This versatile and intuitive upgrade offers a new advanced scan engine option and expanded functionality — a durable, enterprise-class touch computing system that makes operations more efficient.

RS36 uses Android 12 with a commitment to Android 14. With this operating system, RS36 provides unmatched versatility and simplicity that minimizes onboarding time, enhances user experience, and maximizes productivity.

## Ultra-Reliable Data Access and Communication for Mobile and Frontline Employees

CipherLab's RS36 is a versatile mobile computer with advanced scanning, powerful processing capabilities, and an intuitive touchscreen. It also offers a robust and secure data connection and a rugged design for off-site use.

Not only does the RS36 have complete data protection, but it can also be easily deployed and managed using CipherLab's mobile management software solution. All these features enable mobile workforces to complete more work in less time.



## Offering Flexible Data Capture Capabilities With Agile Performance

The capabilities of the RS36 versatile reader include 1D and 2D barcode scanning, HF RFID, and contactless NFC applications. With both standard and advanced range scanning, your workers can scan barcodes both near and far, thanks to the RS36's expanded working range and wide field of view.

The RS36 can also be equipped with UHF RFID read and write capabilities. It has an excellent high-speed reading rate of over 900 tags per second, significantly increasing the efficiency of inventory management and asset tracking. This mobile computer also works with software like RFID Android SDK, EZConfig, and EZEdit.




## Seamless Connection Inside and Outside Your Facilities

Mobile workers often require timely access to up-to-date information in order to maximize efficiency. The RS36 empowers them with seamless Wi-Fi connectivity, built-in Bluetooth 5.1, and Wi-Fi 6 technology for faster and more reliable network connections.

The RS36's 2x2 Multiple User Multiple Input Multiple Output (MU-MIMO) technology provides low latency and improves speed, efficiency, and security even in a dense environment with multiple connected devices.

With the RS36's 4G LTE connectivity, T&L drivers and field workers can efficiently access the network outdoors or off-site, keeping mobile frontline workers connected to crucial information anytime and anywhere.



## Rugged Design Protection and Sunlight Readable Display

CipherLab's RS36 is designed for maximum functionality in any environment. The interface has a large 5.5" HD+ IPS screen with a brightness of 630 nits and a panel that can be used with gloved fingers or a stylus. In addition, the device is protected from various hazards thanks to its ruggedized design. The RS36 can withstand repeated drops from a 1.5-meter height (1.8-meter with rubber boot) onto a concrete surface and remain undamaged.

The RS36 has IP65 and IP68 water/dust resistance, making it dependable in all environments. So even in rainy outdoor conditions, workers can still rely on the RS36. It also comes with Corning Gorilla Glass protection and a wide operating temperature range.



## Fast Capture High-Res Photos With PDAF and Recognize Characters With OCR

The RS36's 16 MP phase-detection autofocus (PDAF) color rear camera quickly captures high-resolution images for excellent image documentation, even in moving or dim light conditions, making it ideal for proof of delivery, proof of condition, onsite technical support, and more. Moreover, the 5 MP front camera enables users to communicate in a video for improved service and productivity.

The RS36 has Optical Character Recognition (OCR) software for directly reading characters marked on products and parts, such as serial numbers and expiration dates. With this feature, you can quickly read names and addresses in various applications, like warehousing and delivery. OCR eliminates typing errors and streamlines tasks.

## Dependable Performance for Demanding Operations



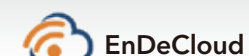
The RS36's Qualcomm octa-core 2GHz CPU ensures exceptional speed, improved application performance, and reduced battery consumption. Users will enjoy smoother applications and web surfing. The device is also Android Enterprise Recommended (AER) and Google Mobile Services (GMS) verified, allowing you to utilize Google applications while maintaining a consistent user experience.

With 4GB/64GB memory, the RS36 provides plenty of space for data storage and efficiently handles different workloads. Workers will also enjoy longer operation time with its standard 4000 mAh batteries and the extended 6000 mAh batteries. With the hot-swap function, the RS36 can be easily replaced with a fully-charged battery without turning off the device or exiting current apps.

## Maximize Your CipherLab Gear to Make It a Total Solution



ReMoCloud is mobile device management software developed by CipherLab to efficiently manage remote devices over the internet. Administrators can use this to gain visibility into employee devices.



CipherLab's deployment tool provides mobile computer administrators with different options to manage configurations efficiently and according to their needs.



CipherLab's full-featured and enterprise-oriented tools help IT technicians or SI develop mobile device configuration projects for various needs.



These tools enable field workers to work seamlessly and efficiently in a user-friendly Android interface.

# An Enterprise Tool that Maximizes Work Efficiency Indoors and Outdoors



Slim and compact design




Supports Wi-Fi 6, 2x2 MU-MIMO, and Bluetooth 5.1



Easily add UHF RFID reading capability by attaching RS36 onto its UHF RFID reader.



Android 12 operating system, GMS certificated



OCR recognizes numbers and characters printed on items.



16MP PDAF rear camera with LED flash




Touch panel welcomes input from stylus and fingers (bare, wet, and gloved)



Quick-release hand strap saves time in battery replacement



Hot-swap function  
Allows the device to stay operational during the battery replacement



1D/2D barcode data capture. NFC and HF RFID capability.



5.5" touch display provides a larger work surface and increases visibility



Sunlight readable

One-piece battery



# RS36 series



Performance	Operating System	Android 12 (GMS), upgradable to Android 14
	CPU	Qualcomm Octa-core 2GHz
	Memory	64GB UFS Flash / 4GB LPDDR4X RAM
	Expansion	Micro SD card slot with SDHC (up to 32GB) and SDXC (up to 2TB) support
	SIM	2 nano SIM
	Operating Power	Hot-swappable and rechargeable 3.85V, Li-ion 4000mAh , Extended battery: 6000mAh
	Working Hours <sup>1</sup>	12+ hours (standard battery), 18+ hours (extended battery)
	Alert	1 tri-color LED, 1 bi-color LED, vibrator
Wireless Communication	Interface Supported	6-pin I/O & USB 3.1 Gen 1 Type-C with OTG
	WWAN	EDGE/GPRS/GSM: 850/900/1800/1900 UMTS/HSPA+: B1/B2/B4/ B5/B6/B8 FDD LTE: B1/B2/B3/B4/B5/B7/B8/B12/B13/ B17/B19/B20/B25/B26/B28/B66 TDD-LTE: B38/39/40/41 Support VoLTE and Worldwide Band
	WLAN	IEEE 802.11 a/b/g/n/ac/d/h/i/r/k/v/w, IEEE 802.11ax (Wi-Fi 6 model only)
	Additional WLAN Features	802.11r (fast roaming), 802.11 v/k (Voice-Enterprise), MU-MIMO 2x2 (Wi-Fi 6 model only)
	WPAN	Bluetooth® Class II, V5.1 dual mode, V2.1 with Enhanced Data Rate (EDR)
	GPS <sup>3</sup>	GPS/A-GPS/GLONASS/Galileo/Beidou
	Barcode Scanning	1D/2D imager (Standard range: SE4100/SE4770; Advanced range SE5500)
Data Capture	RFID Read / Write	Support ISO14443A, ISO14443B, ISO15693, and Felica Support NFC (Peer-to-Peer, Card Reader, Card Emulation)
	Camera	Rear :16 megapixels PDAF with LED flash / Front:5 megapixels <sup>2</sup>
	Display	5.5" HD+ 720 (W) x 1440 (H), Transmissive IPS LCD, outdoor visibility (630 nit), optically bonded Touch Panel
Physical Characteristics	Touch Panel	Corning® Gorilla® Cover Glass, Capacitive touch supports stylus, bare or gloved fingertip input multi-touch, allow water rejection and wet finger
	Interactive Sensor Technology	Light sensor, Proximity sensor, Motion sensor (Accelerometer, G-sensor), E-compass (Magnetometer), Gyroscope
	Keypad	1 programmable key, volume up and down keys, left and right trigger keys, power key
	Audio	Speaker (80 dB at 40 cm), microphones with echo and noise cancellation
	Size (LxWxH )	165 x 76.8 x 17.9 mm
	Weight	288g (with 4000mAh battery) / 319g (with 6000mAh battery)
User Environment	Operating Temperature <sup>4</sup>	-20°C to 50°C / -4°F to 122°F
	Storage Temperature	-30°C to 70°C / -22°F to 158°F (without battery)
	Humidity (non-condensed)	Operating 10% to 90% / Storage 5% to 95%
	Impact Resistance	IP65 & IP68 With extended battery: 1.5m multiple drops (36 times), 500 tumbles. With standard battery: 1.5m multiple drops (36 times) & MIL-810H multiple drops (26 times), 1500 tumbles. With rubber boot: 1.8m (6 ft.) multiple drops onto concrete, 6 drops on each side.
	Electrostatic Discharge	± 15 kV air discharge, ± 8 kV contact discharge
Development Support	Android 12.0 SDK, HTML 5 API, Reader API (Java/Xamarin)	
Application Software	ReMoCloud, EnDeCloud, ADC, WMDS, APPLock, Terminal Emulator, BT Printer Mate, Device Health, SIP Controller, Software Trigger, Signature Capture, EZedit, CipherLab Assistant Service, Ping Tool, Wireless Initiator, IntelliWorker, Reader Config, Button Assignment, HF RFID Config, EZConfig, Enterprise Setting, Barcode To Setting, LogGen, Agility Intelligence, Cloud Message, EZcheck	
Certified Application	ReMoCloud, EnDeCloud, SOTI MobiControl, VMware Workspace ONE, Ivanti Wavelink Velocity	
Accessories	Charging and communication cradle, USB snap-on cable, Hand strap, Rubber boot, Pistol grip, 4-slot battery charger, Multi-slot Terminal charging cradle <sup>2</sup> , UHF RFID reader <sup>2</sup> , Screen protector <sup>2</sup>	
Warranty	1 year standard warranty	

1. Minimum hours under WLAN and 2D scanning per 20 seconds, LCD 50% backlight and speaker on (volume is default) at 25°C, RFID off / Bluetooth® off / IEEE 802.11 a/b/g/n/ac on. The test is based on one broadcasting packet per second.  
 2. Please contact us for availability.  
 3. GPS function is only available for WWAN models.  
 4. Please note: RS36 should not be used in environments with significant temperature fluctuations, such as frequent entry and exit from refrigerators or buffer zones. If used in such conditions, it is recommended to use a specialized cold storage device.

## ACCESSORIES



<b>Headquarters</b> CipherLab Co., Ltd.	12F, No. 333, Sec. 2, Dunhua S. Rd., Da'an Dist., Taipei City 106033, Taiwan Tel: +886 2 8647 1166 Fax: +886 2 8732 3300
<b>CipherLab China</b>	3115 Room, No.317 Xianxia Road, Changning District, Shanghai, China 200050 Tel: +86 21 3368 0288 Toll Free: +86 400 920 0285 Fax: +86 21 3368 0286
<b>CipherLab USA</b>	2552 Summit Ave. STE 400 Plano, Texas 75074, USA Tel: +1 469 241 9779 Toll Free: +1 888 300 9779 Fax: +1 469 241 0697
<b>CipherLab Europe</b>	Cahorslaan 24, 5627 BX Eindhoven, The Netherlands Tel: +31 (0) 40 2990202