



WORLD LEADER
IMPACT DOT MATRIX PRINTER
SINCE 1996

EPSON[®]
EXCEED YOUR VISION

The World Leader in Impact Printing[™]



Impact Dot Matrix Printers
Quick Reference



As part of our full line of dependable impact printers, Epson offers many choices designed to meet your individual needs. Our 9-pin printers deliver exceptional speed and productivity, while our 24-pin printers provide sharp, detailed text. Our DFX models include 4 sets of 9 pins to provide a distinctive high-speed solution. All of these heavy duty units offer powerful performance and incredible paper handling capabilities, accommodating thick forms and large workloads with ease.

Epson 9-pin dot matrix printers

Featuring durable, heavy and medium duty printers for continuous data processing and high speed drafting tasks – while offering competitively priced low cost printers – the Epson 9-pin dot matrix range offers exceptional value.

Epson 24-pin dot matrix printers

Offering all the features available across the Epson 9-pin range, but with the addition of scalable fonts and letter quality, for superior print quality, Epson 24-pin printers are ideal for front desk applications in the retail and service industries, and for tasks such as invoice and order printing.



Quality & Reliability

Epson provides a full range of dot matrix solutions that fulfil a variety of professional applications. With a choice of printers offering maximum productivity, reliability, and support, Epson impact printers offer the ideal multipart forms printing solution. With remarkably low failure rate and incredible high-yield ribbons, these workhorses provide exceptional performance, at an affordable cost per page.

Having invented the serial impact printing technology over 40 years ago for the Tokyo Olympics, Epson has been working hard at perfecting and refining the impact dot matrix technology.

Epson has gained world wide recognition as the number one SIDM company, and is truly leading the way. Backed by a comprehensive warranty, plus an extensive nationwide network of authorized service centres, you can be confident you'll have the support you need, if and when required.

With Epson you can enjoy dependability, reliability and exceptional local support – users can look forward to extensive, hassle-free, products that go the distance. The number of return customer purchases is testimony to this dedication. A commitment that has earned us our number one position in the market.

Connectivity

We offer a host of options and accessories designed to make our impact printers work even harder for you. Epson dot matrix printers have a variety of interface options, all models offer Parallel and selected models offer USB connectivity, while some include a Type B interface slot that allows an Ethernet or Serial card for additional networking solutions.

And when it comes to integrating your printer hardware into a complex network or non standard installation, Epson's local Australian or New Zealand offices have Epson technical staff within easy reach to assist you with hardware or software solutions.

Make the Right Choice

Epson is committed to providing advanced technology solutions that fulfil your printing requirements. While other companies have scaled back their resources and support for this critical market, Epson continues to design, sell and service quality impact printers. Perhaps that is why we are the world leader in impact printer sales. For dependability, reliability and exceptional support, Epson is the right choice to make.



About

Impact Dot Matrix Printing

- 9-pin printers print faster and can also print multi-part copies of forms.
- Epson's DFX printer uses four sets of 9 pins for the fastest printing possible.
- 24-pin printers print sharper, more detailed text.
- Heavy-Duty printers are faster and handle thicker forms and larger workloads with ease.
- Print speed is measured in cps (characters per second) at 10 cpi (characters per inch). The higher the cps, the faster the printing.
- The more paper paths, the more flexibility. Tractor feeds handle continuous paper and multipart forms, friction feeds handle single sheets, envelopes and postcards; straight paper paths accommodate heavier stock without bending or jamming.
- Epson's DFX and LQ-690 printers use advanced APG (Automatic Platen Gap) technology to automatically adjust print head position to prevent damage to the pins from unnecessary force.
- Epson impact printers support a wide range of windows operating systems. Software drivers come standard or are available at www.epson.com.au



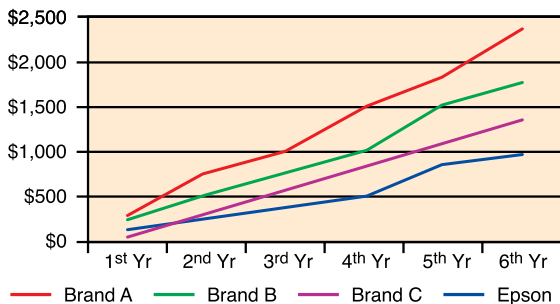
Genuine Epson Ribbons

1 Save Money by Reducing Total Cost of Ownership

Consumers often respond to the immediate saving non-genuine ribbons offer at point of purchase without realising that the total cost of ownership is in fact higher. Based on Epson's internal testing we have shown that using Epson genuine ribbons actually reduces your total cost of ownership by 60%

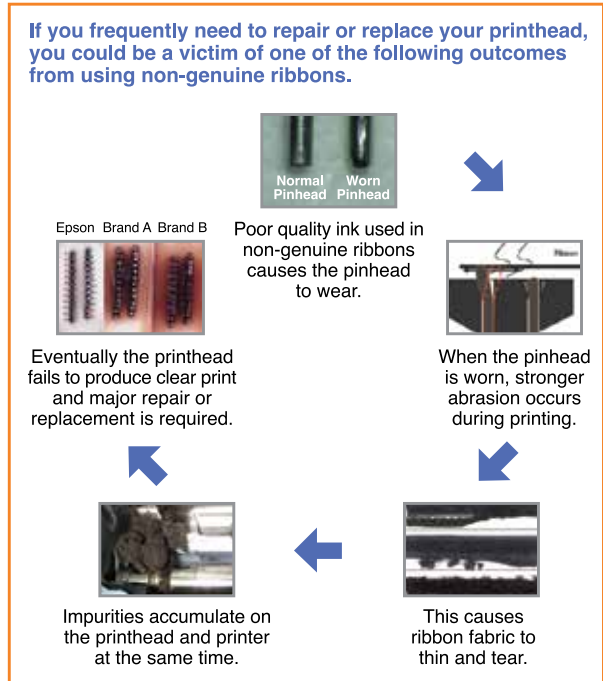
Reduce Total Cost of Ownership by 60%

Ribbon TCO Per Year



In testing, the use of non-genuine ribbons resulted in more frequent printhead repair and replacement. After using 14 pieces of non-genuine ribbon, the printhead was damaged and required replacement. In comparison the Epson genuine ribbon did not cause damage to the printhead even after 55 pieces of ribbon were used.*


The cost consumers pay for each printhead replacement can buy approximately 1½ year's worth of Epson genuine ribbons. The actual cost of Epson genuine ribbons is in fact 2.4 times cheaper than non-genuine ribbons, taking into account all repair and replacement costs.**



*Based on Epson internal testing on the LQ2180 impact printer.
**Based on Epson customer service replacement in Singapore.

2 Good and Consistent Print Quality

Compared to non-genuine ribbons, Epson genuine ribbons maintain print consistency over time and ensure that your prints are of high quality. So while non-genuine ribbons fade and wobble, Epson genuine ribbon print quality remains true.



3 Environmentally Friendly and Not Hazardous to Your Health

Epson genuine ribbons comply with Restriction of Hazardous Substances (RoHS) guidelines which ensures that hazardous substances are not used. Some non-genuine ribbons do not comply to these guidelines and may contain substances which are harmful to you and the environment.



Epson LX-350

A reliable, compact solution for stand-alone environments

Print Speed

High Speed Draft 357 cps (12 cpi)
Draft 260 cps (10 cpi)
312 cps (12 cpi)
Near Letter Quality 65 cps (10 cpi)

Paper Paths

Rear Manual Insertion,
Push Tractor

Multipart Forms

Original + 4 copies

Interface

Parallel, USB and Serial

Dimensions

154 x 362 x 275mm (H x W x D)
Weight approx 4.1kg

Sound Level

53 dB (A)

MTBF

10,000 power on hours @ 25% duty cycle,
35% coverage

Workload Capacity

Medium duty

Warranty

Standard 12 month Warranty **

Product Code

C11CC24041

Ideal Replacement for:

Epson LX-800, LX-810, LX-300, LX-300+II,
Okidata® ML-184 Turbo, ML-186,
Panasonic® KX-P1150, Citizen® GSX-190



9-Pin Narrow

Epson FX-890

Easy integration and maximum productivity in demanding print environments

Print Speed

Ultra Speed Draft 680 cps (12 cpi)
566 cps (10 cpi)
High Speed Draft 559 cps (10 cpi)
Draft 419 cps (10 cpi)
Near Letter Quality 104 cps (10 cpi)

Paper Paths

Manual Front or rear in, top out
CSF Rear in, top out
Tractor Front, rear, bottom in top out

Multipart Forms

Original + 6 copies

Interface

Parallel, USB, optional Type B

Dimensions

167.5 x 414 x 350mm (H x W x D)
Weight Approx 7.2kg

Sound Level

55 dB (A)

MTBF

20,000 POH @ 25% duty, 35% coverage

Warranty

Standard 12 months Warranty **

Product Code

C11C524041

Ideal Replacement for:

Epson LX-800, LX-810, LX-300,
Okidata® ML-184 Turbo, ML-186,
Panasonic® KX-P1150, Citizen® GSX-190



9-Pin Narrow

Epson FX-2190

The wide-format solution for easy integration and maximum productivity

Print Speed

Ultra Speed Draft	680 cps (12 cpi)
	566 cps (10 cpi)
High Speed Draft	559 cps (10 cpi)
Draft	419 cps (10 cpi)
Near Letter Quality	104 cps (10 cpi)

Paper Paths

Manual	Front or rear in, top out
CSF	Rear in, top out
Tractor	Front, rear, bottom in, top out

Multipart Forms

Original + 6 copies

Interface

Parallel, USB, optional Type B

Dimensions

167.5 x 589 x 350mm (H x W x D)
Weight approx 9.4kg

Sound Level

55 dB (A)

MTBF

20,000 POH @ 25% duty, 35% coverage

Warranty

Standard 12 month Warranty **

Product Code

C11C526051

Ideal Replacement for:

Epson FX-1180+, FX-2180, Okidata ML-321,
ML-321 Turbo, ML-421, Lexmark 2381, 2481



9-Pin Wide

Epson DFX-9000*

A high-speed workhorse with dual tractor design for easy transactions from one form to another

* Requires optional paper cutter

Print Speed

High Speed Draft	1550 cps (10 cpi)
Draft	1320 cps (10 cpi)
Near Letter Quality	330 cps (10 cpi)

Paper Paths

Dual push tractors/paper paths; automatic back out and loading and forms switching*; automatic paper thickness adjustment; optional pull tractor

Multipart Forms

Front	Original + 9 copies
Rear	Original + 6

Interface

Parallel, serial, USB, optional Type B

Dimensions

363 x 700 x 378mm (H x W x D)
Weight Approx 34kg

Sound Level

55 dB (A)

MTBF

20,000 POH @ 25% duty, 35% coverage

Warranty

Standard 12 months Warranty **

Product Code

C11C605021

Ideal Replacement for:

Epson DFX-8000, 8500, Genicom 3800/3900 Series, OTC 4130, IBM® 4247-A00



9-Pin Wide

Epson LQ-350

The latest high speed, high quality dot matrix printer of choice for the business environment

Print Speed

High Speed Draft	347 cps (10 cpi)
Draft	260 cps (10 cpi)
Letter Quality	86 cps (10 cpi)

Paper Paths

Manual insertion	Rear in, top out
Tractor	Rear in, top out

Multipart Forms

Original + 3 copies

Interface

Parallel, Serial & USB

Dimensions

154 x 362 x 275mm (H x W x D)
Weight approx 4.1kg

MTBF

10,000 power on hours (25% duty cycle)

Warranty

Standard 12 month Warranty **

Product Code

C11CC25011

Ideal Replacement for:

Epson LQ-300, LQ-300+, LQ-300+II
Okidata® ML-390 Turbo



24-Pin Narrow

Epson LQ-590

Powering business productivity with superior performance and reliability

Print Speed

High Speed Draft	440 cps (10 cpi)
Draft	330 cps (10 cpi)
Letter Quality	110 cps (10 cpi)

Paper Paths

Manual insertion	Front or rear in, top out
Cut Sheet Feeder	Rear in, top out
Tractor	Front, rear or bottom in, top out

Multipart Forms

Original + 4 copies

Interface

Parallel, USB, optional Type B

Dimensions

167.5 x 414 x 350mm (H x W x D)
Weight approx 7.1kg

Sound Level

52 dB (A)

MTBF

20,000 POH @ 25% duty,
25% coverage

Warranty

Standard 12 month Warranty **

Product Code

C11C558071

Ideal Replacement for:

Epson LQ-500, LQ-510, LQ-570+, LQ-570e,
Okidata ML-390 Turbo, ML-490, Lexmark 2390, 2490,
Panasonic KX-P2023, KX-P2123, KX-P3123



24-Pin Narrow

Epson LQ-690

A high-quality printer with flatbed design to handle most any multipart forms printing task

Print Speed

High Speed Draft 440 cps (10 cpi)
Draft 330 cps (10 cpi)
Letter Quality 110 cps (10 cpi)

Paper Paths

Manual insertion Front in, Front out
Push Tractor Rear in, Front out

Multipart Forms

Original + 6 copies

Interface

Bi-directional parallel (IEEE-1284 nibble mode supported), USB 2.0

Dimensions

210 x 480 x 370mm (H x W x D)
Weight Approx 6.8kg

Sound Level

57 dB (A)

MTBF

20,000 POH

Warranty

Standard 12 months Warranty **

Product Code

C11CA13091

Ideal Replacement for:

Epson-LQ-670, LQ-680, Star Micronics LC-8211,
C.Itoh C-630, Citizen GSX-540



24-Pin Narrow

Epson LQ-2090

The wide-format solution for industrial performance and superior reliability

Print Speed

High Speed Draft 400 cps (10 cpi)
Draft 330 cps (10 cpi)
Letter Quality 110 cps (10 cpi)

Paper Paths

Manual insertion Front or rear in, top out
Cut sheet feeder Rear in, top out
tractor Front, rear or bottom in, top out

Multipart Forms

Original + 4 copies

Interface

Parallel, USB, optional Type B

Dimensions

167.5 x 589 x 350mm (H x W x D)
Weight approx 9.5kg

Sound Level

52 dB (A)

MTBF

20,000 POH @ 25% duty cycle,
25% coverage

Warranty

Standard 12 month Warranty **

Product Code

C11C559081

Ideal Replacement for:

Epson LQ-1010, LQ-1050, LQ-1070+,
LQ-2070, LQ-2080, Okidata ML-391 Turbo,
ML-491, Lexmark 2391, 2491



24-Pin Wide

Epson LQ-2190

The dependable, high-speed printer designed for the most demanding business environments

Print Speed

High Speed Draft 480 cps (10 cpi)
Draft 360 cps (10 cpi)
Letter Quality 120 cps (10 cpi)

Paper Paths

Front/rear cut sheet entry, front/rear/bottom continuous entry

Multipart Forms

Original + 5 copies

Interface

Parallel, USB, optional Type B 1/F level 2

Dimensions

256 x 639 x 402mm (H x W x D)
Weight Approx 13kg

Sound Level

54 dB (A)

MTBF

20,000 POH @ 25% duty,
35% coverage

Warranty

Standard 12 months Warranty **

Product Code

C11CA92011

Ideal Replacement for:

Epson LQ-1170, LQ-2170, LQ-2180, Okidata ML-591,
Lexmark 2391, 2491, Panasonic KX-P3626



24-Pin Wide

Epson DLQ-3500

Fast, precise, reliable printing with the paper handling versatility to meet all your business needs

Print Speed

High Speed Draft 550 cps (10 cpi)
Draft 742 cps (15 cpi), 594 cps (12cpi), 495 cps (10cpi)
Letter Quality 165 cps (10 cpi)

Paper Paths

Manual insertion Front in, front out
Cut sheet feeder Rear in, front out
tractor Rear in, front out

Multipart Forms

Original + 7 copies

Interface

Parallel, USB and Type B I/F level 2

Dimensions

276 x 660 x 432mm (H x W x D)
Weight approx 18.1kg

MTBF

10,000 POH (25% duty cycle)

Warranty

Standard 12 month Warranty **

Product Code

C11C396021

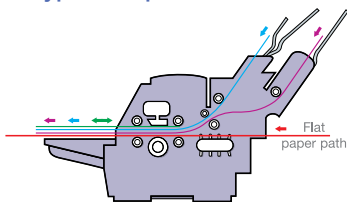


24-Pin Wide

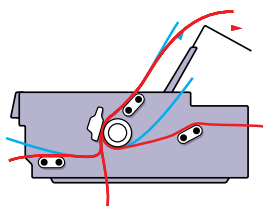
Accessories

	LX-350	FX-890	FX-2190	DFX-9000	LQ-350	LQ-590	LQ-690	LQ-2090	LQ-2190	DLQ-3500
Ribbon Cartridge (black, fabric)	C11CC24041	C13S015329	C13S015327	C13S015384	C11CC25011	C13S015337	C13S015610	C13S015336	C13S015086	C13S015139
Single Bin Cut-Sheet Feeder	N/A	C12C806372	N/A	N/A	N/A	C12C806372	N/A	N/A	N/A	N/A
High Capacity Cut-Sheet Feeder	N/A	C12C806382	N/A	N/A	N/A	C12C806382	N/A	N/A	N/A	N/A
Roll Paper Holder	C12C811141	C12C811141	C12C811141	N/A	C12C811141	C12C811141	C12C811141	C12C811141	C12C811141	N/A
Additional Tractor Unit	N/A	C12C800202	C12C800212	C12C800382	N/A	C12C800202	N/A	C12C800212	N/A	N/A
Interface Boards	10/100 Base TX Ethernet	N/A	C12C824352	C12C824352	N/A	N/A	N/A	C12C824352	C12C824352	C12C824352
	Serial	ON-BOARD	C12C824432	C12C824432	ON-BOARD	ON-BOARD	C12C824432	N/A	C12C824432	C12C824432
	Bidirectional Parallel	ON-BOARD								
	USB	ON-BOARD								

Typical Paper Paths




- Cut sheet manual feed front in – front out
- Optional 150 sheet cut sheet feeder
- Optional 50 sheet cut sheet feeder
- Tractor fed continuous



- Three continuous paper paths – front, rear, and bottom
- Two cut sheet paper paths – front and top

Optional Equipment

A comprehensive range of Epson paper handling options includes:



Cut sheet feeders



Tractor Unit

Cut Sheet feeders

High Capacity and Single Bin cut sheet feeders available for automatic selection of forms and plain stationery.

Paper feed tractors

A choice of push, pull, and push/pull combined tractors not only enable more than one stationery type to be permanently loaded for delivery on demand, but handle continuous and multipart stationery more efficiently.

Roll paper holder

This provides an inexpensive alternative to using continuous roll paper for applications requiring variable paper lengths.

*Using Epson paper handling options

Ribbons Compatibility List

Printer	Ribbon Code
9 Pin Narrow Black Fabric Ribbon Cartridge Apex-80, FX-80, FX-80+, FX-85, FX-86e, FX-800, FX-850, FX-870, FX-880, LX-300, LX-300+, LX-400, LX-800, LX-810, LX-850, LX-860, T-1000, ACPT-2000, MX-80, RX-80	C13S015019
9 Pin Black Fabric Ribbon Cartridge for LX-350	C13S015637
9 Pin Narrow Fabric Ribbon Cartridge FX-100, FX-100+, FX-105, FX-185, FX-286, FX-286e, FX-1000, FX-1050, FX-1170, FX-1180, FX-1180+, LX-1050, LX-1170, MX-100, RX-100, T-750, ACTP-2500	C13S015020
24 Pin Narrow Black Fabric Ribbon Cartridge LQ-200, LQ-300, LQ300+, LQ-305K, LQ-400, LQ-450, LQ-500, LQ-510, LQ-550, LQ-570, LQ-570+, LQ-570e, LQ-580, LQ-800, 850, LQ-850+, LQ-870, L-1000, ACPT-3000, ACPT-4000, ACPT-5000, ACPT-5000+	C13S015021
24 Pin Black Fabric Ribbon Cartridge for LQ-350	C13S015633
24 Pin Wide Fabric Ribbon Cartridge LQ-1000, LQ-1010, LQ-1010C, LQ-1050, LQ-1050+, LQ-1050C, LQ-1070, LQ-1170, LQ-1600K, ACPT-4500	C13S015022
Black Fabric Ribbon Cartridge LQ-100, LQ-100+, ACPT-3250	C13S015032
Fabric Ribbon Cartridge LX-80, LX-86, LX-90, GX-80	C13S015053
Fabric Ribbon Cartridge EX-800, EB-1000	C13S015054
Fabric Ribbon Cartridge DFX-5000, DFX-5000+, DFX-8000, DFX-8500	C13S015055
Colour Fabric Ribbon Cartridge LQ-860, LQ-1060, LQ-2550, DLQ-2000	C13S015056
Black Fabric Ribbon Cartridge DLQ-3000, 3000+	C13S015066
Colour Fabric Ribbon Cartridge DLQ-3000, DLQ-3000+, DLQ-3500	C13S015067
Colour Fabric Ribbon Cartridge LX-300, LX-300+	C13S015073
Colour Fabric Ribbon Cartridge LQ-300, LQ-300+, ACPT-3300	C13S015077
Black Fabric Ribbon Cartridge FX-2170, FX-2180, LQ-2070, LQ-2070C, LQ-2170, LQ-2170C, LQ-2080, LQ-2080C, LQ-2180, LQ-2190, LQ-1600K3, LQ-1600K3+, LQ-1600K4, LQ-1600K4+, LQ-1900K2, LQ-1900K2+, LQ-2600K	C13S015086
Ribbon Cartridge FX-980	C13S015091
Black Ribbon Cartridge DLQ-3000, DLQ-3000+, DLQ-3500	C13S015139
Black Fabric Ribbon Cartridge LQ-670, LQ-670C, LQ-680, LQ-680C, LQ-680Pro, LQ-860, LQ-1060, LQ-2500, LQ-2550, LQ-670K, LQ-670K+, LQ-670K+T, LQ-680K, LQ-680KPro	C13S015262
Black Ribbon Cartridge FX-2190	C13S015327
Black Ribbon Cartridge FX-890	C13S015329
Black Ribbon Cartridge for LQ-2090	C13S015336
Black Ribbon Cartridge for LQ-590	C13S015337
Black Ribbon Cartridge for PLQ-20, PLQ-20D (3 per box)	C13S015339
Black Ribbon Cartridge for DFX-9000	C13S015384
Black Ribbon Cartridge for LQ-690	C13S015610

Other Epson Business Products



Contact Us

Epson Australia 1300 361 054

Epson New Zealand 0800 237 766

www.epson.com.au / www.epson.co.nz

Epson is the registered trademark of Seiko Epson Corporation. Epson ESC/P2 is a trademark of Seiko Epson Corporation. MicroDot is a trademark of Epson Australia Pty Limited. All other product names and other company names used herein are for identification purposes only and may be the trademarks or registered trademarks of their respective owners. Epson disclaims any and all rights in those marks. Specifications are subject to change without notice.

Equipment supplied by Epson Australia is designed to function in conjunction with genuine Epson consumables and accessories specifically configured for it.

Better Products for a Better Future[™]